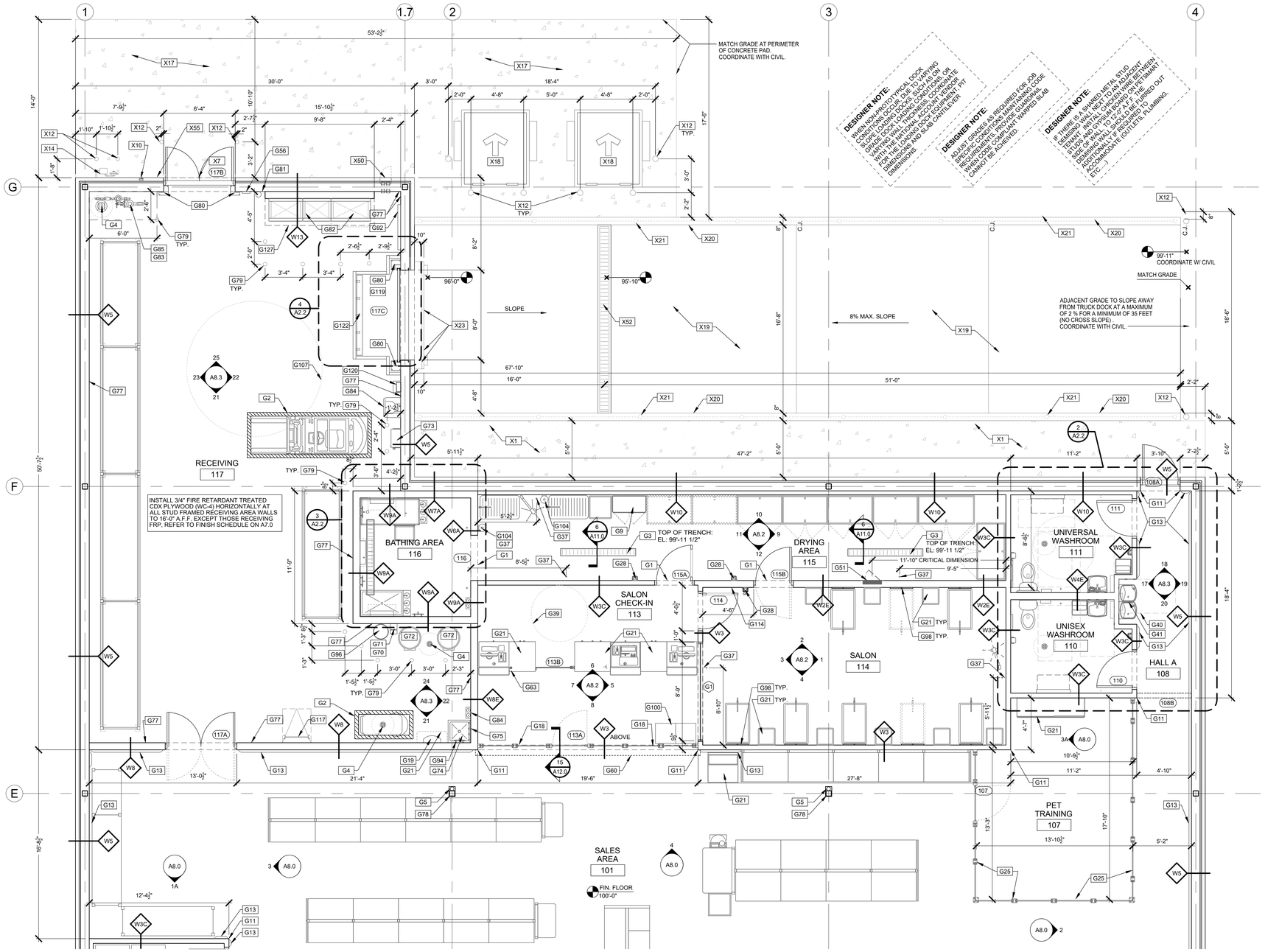

1 A2.2 ENLARGED PLAN BACK OF STORE
SCALE: 1/4" = 1'-0"

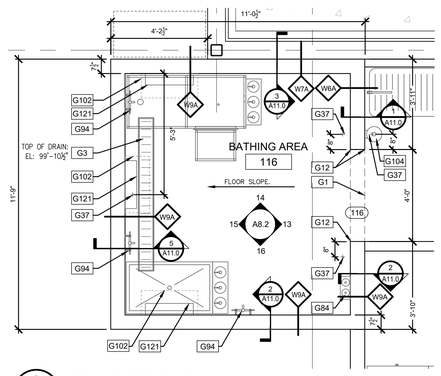

3 A2.2 ENLARGED BATHING
SCALE: 3/8" = 1'-0"

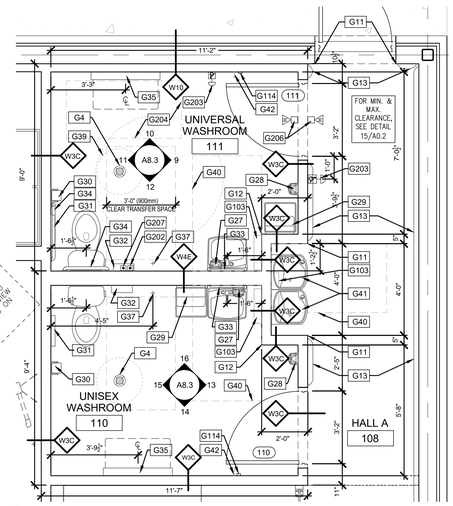

2 A2.2 ENLARGED WASHROOMS
SCALE: 3/8" = 1'-0"

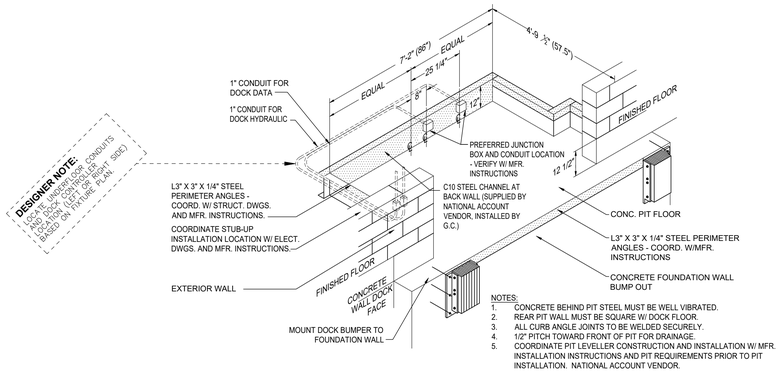

NOTES:
1. CONCRETE BEHIND PIT STEEL MUST BE WELL VIBRATED.
2. REAR PIT WALL MUST BE SQUARE W/ DOCK FLOOR.
3. ALL CURB ANGLE JOINTS TO BE WELDED SECURELY.
4. 1/2" PITCH TOWARD FRONT OF PIT FOR DRAINAGE.
5. COORDINATE PIT LEVELLER CONSTRUCTION AND INSTALLATION W/ MFR. INSTALLATION INSTRUCTIONS AND PIT REQUIREMENTS PRIOR TO PIT INSTALLATION. NATIONAL ACCOUNT VENDOR.

4 A2.2 DOCK LEVELER PIT ISOMETRIC
SCALE: 3/8" = 1'-0"

NORTH

DESIGNER NOTE: TRUE NORTH TO BE PROJECT SPECIFIC. TRUE NORTH TO BE PLACED PARALLEL TO TOP OF THE PAGE. THERE IS NO NEED TO INCLUDE "PROJECT NORTH", NO NEED.

DESIGNER NOTE: LOCATE UNDERFLOOR CONDUITS AND DOCK CONTROLLER LOCATION LEFT OR RIGHT SIDE) BASED ON FIXTURE PLAN.

DESIGNER NOTE: BATHROOM LAYOUTS BASED ON ONTARIO BUILDING CODE. REVIEW LOCAL AHJ CODE BASED ON REQUIREMENTS.

GENERAL NOTES:

1. SEE SHEET A0.1 FOR ARCHITECTURAL KEY NOTES
2. NO VISIBLE FLOOR CUTS ACCEPTABLE @ ANY LOCATIONS, UNLESS APPROVED BY PETSMART CONSTRUCTION MANAGER.
3. ALL INTERIOR PARTITION DIMENSIONS ARE TO FACE OF WALLBOARD OR INTERIOR FACE OF EXTERIOR CMU/CONC WALL UNLESS NOTED OTHERWISE.
4. ALL WALLS BEHIND MILLWORK SHALL HAVE FINAL FINISH PRIOR TO INSTALLATION. ALL FLOORING FINISH MATERIAL SHALL BE INSTALLED PRIOR TO MILLWORK INSTALLATION. INSTALL RUBBER BASE AROUND ALL MILLWORK AFTER MILLWORK IS INSTALLED.
5. SEALANTS TO BE SAME COLOR AS ADJACENT SURFACE UNLESS NOTED OTHERWISE.
6. ASSUMED FINISH FLOOR ELEVATION WITH THE ARCHITECTURAL DRAWINGS IS SHOWN AS 100.00'.
7. FOR ALL DOORS REQUIRING WALL MOUNTED DOOR STOPS, PROVIDE MTL. STUD BLOCKING PER BLOCKING SCHEDULE.
8. SEALANT IN ALL WET AREAS TO BE SIKAFLEX IA POLYURETHANE SEALANT (COLOR TO MATCH ADJACENT SURFACES)
9. PROVIDE RODENT CONTROL MESH SECURED WITH EXPANDING FOAM AROUND ALL PENETRATIONS. INSTALL IN A WORKMANLIKE MANNER, SEE SPECS.
10. FOR LOCATION OF DOOR JAMBS NOT SHOWN ON PLAN, SEE DETAIL 10/A6.0.
11. SEE SHEET A9.0 FOR WALL TYPES
12. CONTRACTOR TO INSTALL PAPER TOWEL DISPENSER AND HAND SANITIZER IN ADOPTION CENTER ROOM W/ KENNELS, ON REPTILE HABITAT ON SIDE FACING AWAY FROM FRONT DOOR, ON DOOR OF BIRD HABITAT, AND ALL OTHER PET CLEANUP STATIONS AS DIRECTED BY PETSMART CM.
13. ALL MILLWORK IN THE SALON AREAS IS SUPPLIED AND INSTALLED AS PART OF THE GENERAL CONTRACT BY THE G.C. THROUGH REQUIRED VENDOR PROGRAM WITH NATIONAL ACCOUNT MILLWORK VENDOR.
14. CONTRACTOR IS TO PROVIDE ALL REQUESTED SITE MEASURED DIMENSIONS FOR DECOR CONTRACTOR.
15. SEE SHEET A6.0 FOR DOOR SCHEDULE AND SHEET A6.1 FOR STOREFRONT AND WINDOW ELEVATIONS.

WALL PARTITION INSULATION LEGEND:

WXY
W = WALL TYPE TAG. (SEE SHEET A9.0 FOR WALL TYPES)
X = NUMBER IDENTIFYING WHICH WALL TYPE
Y = LETTER IDENTIFYING WHICH TYPE & EXTENT OF INSULATION

LABEL	INSULATION DESCRIPTION
"A"	2 1/2" RIGID INSULATION FULL HEIGHT
"B"	UNFACED 3 1/2" BATT. INSULATION FULL HEIGHT
"C"	UNFACED 3 1/2" BATT. INSULATION TO 6" ABOVE FINISHED CEILING
"D"	UNFACED 6" BATT. INSULATION FULL HEIGHT
"E"	UNFACED 6" BATT. INSULATION TO 6" ABOVE FINISHED CEILING

BARRIER FREE ACCESSIBILITY NOTE:

BARRIER FREE ACCESS FOR THE SPACE SHALL BE IN COMPLIANCE WITH THE LATEST EDITION OF SECTION 3.8 OF THE BUILDING CODE. SPECIFICALLY FOR THIS PROJECT TO INCLUDE: PATH OF TRAVEL, CONTROLS, SIGNAGE, DOORS, WASHROOMS, AND DRINKING FOUNTAIN.

CLIENT:

PETSMART
19601 North 27th Avenue
Phoenix, Arizona 85027 - (623) 580-6100

CLIENT REF #: 1234

PROJECT:

14K 2025 CANADIAN INSTRUCTION SET

FEBRUARY 12, 2025

CONSULTANT:

ARCHITECT:

SEAL:

CITY SEAL:

DISCLAIMER: COPYRIGHT:
THIS DRAWING AND DESIGN IS COPYRIGHT PROTECTED WHICH SHALL NOT BE USED, REPRODUCED OR REVISED WITHOUT WRITTEN PERMISSION BY PETSMART. THE CONTRACTOR SHALL CHECK AND VERIFY ALL DIMENSIONS AND UTILITY LOCATIONS AND REPORT ALL ERRORS AND OMISSIONS PRIOR TO COMMENCING WORK.
THIS DRAWING IS NOT TO BE SCALED.

ISSUED FOR:

NUMBER	ISSUE	DATE

PROJECT NO: CA0045886.0146
DATE: 02.12.25
ORIGINAL SCALE: AS NOTED
DESIGNED BY:
DRAWN BY:
CHECKED BY:
PAGE #: 9 OF: 53
IF THIS BAR IS NOT 1" LONG, ADJUST YOUR PLOTTING SCALE. 1"

DISCIPLINE: ARCHITECTURAL

TITLE: **ENLARGED FLOOR PLANS**

SHEET NUMBER: **A2.2**